



Name: _____

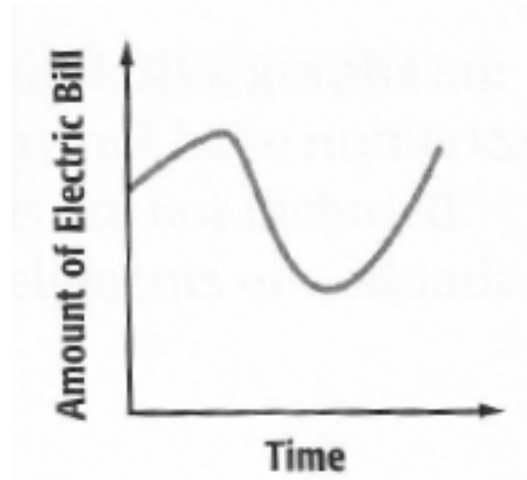
1. A lion cub is resting in the grass. He sees another lion cub nearby and races after it, picking up speed as it runs. Sketch a qualitative graph to represent the situation.



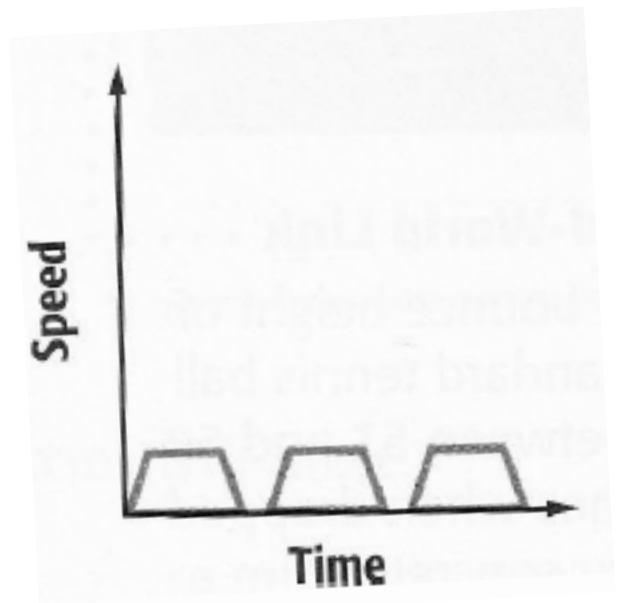
2. Esten started his morning run slowly. He sped up to his maximum running speed, stopped to drink some water, then increased his speed to his maximum running speed again. Sketch a qualitative graph to represent the situation.




3. The graph below displays the amount of Ms. Richardson's electric bill throughout the year. Describe the change in the amount of the bill over time.



4. The graph below displays the speed of a city bus as it stops frequently to pick up passengers. Describe the change in speed over time.



5. Marcus purchased the same number of action figures daily for one week. Over the next week, he sold most of them on the Internet. Sketch a qualitative graph to represent the situation.



6. The graph below displays the amount of money in Jared's account. Describe the change in the amount over time.

- a.
- b.
- c.
- d.
- e.
- f.

